光学元器件

LED

CONTENTS

■贴片LED ..... P. E2

每种颜色光度一览表 ..... P. E2

特征表 ..... P. E5

品名构成说明 ..... P. E9

外形尺寸图 ..... P. E10

■插件LED ..... P. E12

每种颜色光度一览表 ..... P. E12

特征表 ..... P. E14

品名构成说明 ..... P. E15

指向性 ..... P. E16

外形尺寸图 ..... P. E16

已通过 ISO/TS 16949 认证

贴片LED

罗姆的贴片LED用于自动表面焊接。且提供多种封装尺寸(从1.0×0.6mm)。
可用于各种用途。

红色(V, U)光强一览表

Package Structure	Package Size (mm)	Height (mm)	Luminous Intensity (mcd) / IF(mA)	1.0 to 1.6	1.6 to 2.5	2.5 to 4.0	4.0 to 6.3	6.3 to 10	10 to 16	16 to 25	25 to 40	40 to 63	63 to 100	100 to 160	160 to 250	250 to 400	400 to 630	630 to 1000	1000 to 1600	1600 to 2500	2500 to 3120
Mini-mold	1006	0.2	1		SML-P11VT(R)																
				SML-P11UT(R)																	
			5									☆SML-P15UT(A)＊									
			20								SML-P12VT(R)										
												SML-P12UT(R)									
											SML-P12U2T(R)										
	1608	0.36	20							SML-E12V8W											
											SML-E12U8W										
												※SML-E12UW									
		0.55											SML-D15VW								
													SML-D14VW(A)＊								
											SML-D13VW(A)＊										
											SML-D12V1W										
										SML-D12V8W											
														SML-D15UW							
															SML-D15U2W						
													SML-D14U2W(A)＊								
												SML-D13UW(A)＊									
													SML-D13U8W								
													SML-D12U1W								
													SML-D12U8W								
	20125	0.8	20							SML-H12V8T											
											SML-H12U8T										
Reflector	20125	0.8	20									SML-M13VT									
													SML-M13UT								
PLCC2	3528	1.9	50											SML-Z14V4T＊							
																SML-Z14U4T＊					
			20										SML-Z14VT(A)＊								
														SML-Z14UT(A)＊							
Side View (mold)	16115	0.55	20							SML-A12V8T											
											SML-A12U8T										
												※SML-A12UT(J)									
Reverse Mount	34125	1.1	10						SML-811VT(A)＊												
									SML-811UT(A)＊												
Lens	1608	1.06	20										☆CSL1001VT								
														☆CSL0901VT							
		1.24												☆CSL0901UT							
														☆CSL0902VT							
															☆CSL0902UT						
	3216	1.85													SML-S13VT						
																	SML-S13UT				

Package Structure	Package Size (mm)	Height (mm)	Luminous Intensity (cd) / IF(mA)	6 to 7	7 to 8	8 to 9	9 to 10	10 to 12	12 to 14	14 to 16	16 to 18	18 to 20	20 to 22	22 to 25
Lens	2924	3.1	20				CSL0701UT							

橙色(D)光强一览表

Package Structure	Package Size (mm)	Height (mm)	Luminous Intensity (mcd) / IF(mA)	1.0 to 1.6	1.6 to 2.5	2.5 to 4.0	4.0 to 6.3	6.3 to 10	10 to 16	16 to 25	25 to 40	40 to 63	63 to 100	100 to 160	160 to 250	250 to 400	400 to 630	630 to 1000	1000 to 1600	1600 to 2800
Mini-mold	1006	0.2	1				SML-P11DT(R)													
			5										☆SML-P15DT(A)＊							
			20										SML-P12DT(R)							
	1608	0.36	20										※SML-E12DW							
												SML-E12D8W								
		0.55													SML-D15DW					
														SML-D14DW(A)＊						
													SML-D13DW(A)＊							
												SML-D12D8W								
													SML-D12D1W							
	20125	0.8	20									SML-H12D8T								
Reflector	20125	0.8	20											SML-M13DT						
PLCC2	3528	1.9	50														SML-Z14D4T＊			
			20												SML-Z14DT(A)＊					
Side View (mold)	16115	0.55	20									SML-A12D8T								
												SML-A12DT(J)								
Reverse Mount	34125	1.1	10						SML-811DT(A)＊											
Lens	1608	1.24	20													☆CSL0901DT				
																☆CSL0902DT				
	3216	1.85																SML-S13DT		

Package Structure	Package Size (mm)	Height (mm)	Luminous Intensity (cd) / IF(mA)	6 to 7	7 to 8	8 to 9	9 to 10	10 to 12	12 to 14	14 to 16	16 to 18	18 to 20	20 to 22	22 to 24	24 to 27	27 to 30	30 to 33	33 to 36	36 to 40	40 to 45	45 to 56
Lens	2924	3.1	20										CSL0701DT								

＊：另备有半规格产品。
※：规格书所示光强包含±10%误差。　注：等级标记请参考规格书。　☆：开发中

黄色(Y, W)光强一览表

Package Structure	Package Size (mm)	Height (mm)	Luminous Intensity (mcd) / IF(mA)	1.0 to 1.6	1.6 to 2.5	2.5 to 4.0	4.0 to 6.3	6.3 to 10	10 to 16	16 to 25	25 to 40	40 to 63	63 to 100	100 to 160	160 to 250	250 to 400	400 to 630	630 to 1000	1000 to 1600	1600 to 2800
Mini-mold	1006	0.2	1				SML-P11YT(R)													
			20									SML-P12YT(R)								
													SML-P12Y3T(R)							
										SML-P12Y2T(R)										
											SML-P12WT(R)									
	1608	0.36	20								SML-E12Y8W									
		0.55	2		SML-D11YW															
						SML-D12W8W(A)☆														
			20													SML-D15YW				
														SML-D14YW(A)☆						
														SML-D14WW(A)☆						
													SML-D13WW(A)☆							
													SML-D13Y8W							
												SML-D13Y2W								
										SML-D12Y3W										
													SML-D12Y1W							
											SML-D12Y8W									
	20125	0.8	20									SML-H12Y8T								
Reflector	20125	0.8	20											SML-M13YT						
PLCC2	3528	1.9	50														SML-Z14Y4T☆			
			20												SML-Z14YT(A)☆					
Side View (mold)	16115	0.55	20								SML-A12Y8T									
												※SML-A12WT(J)								
																SML-A15YT				
Reverse Mount	34125	1.1	10							SML-811WT(A)☆										
Lens	1608	1.06	20												☆CSL1001YT					
		1.24													☆CSL0901YT					
															☆CSL0901WT					
																☆CSL0902YT				
																☆CSL0902WT				
	3216	1.85																SML-S13YT		

黄绿色(M)、绿色(P、F)光强一览表

Package Structure	Package Size (mm)	Height (mm)	Luminous Intensity (mcd) / IF(mA)	0.63 to 1.0	1.0 to 1.6	1.6 to 2.5	2.5 to 4.0	4.0 to 6.3	6.3 to 10	10 to 16	16 to 25	25 to 40	40 to 63	63 to 100	100 to 160	160 to 250	250 to 400	400 to 630	630 to 1000	1000 to 1800	1800 to 2500
Mini-mold	1006	0.2	1		SML-P11MT(R)																
			20							SML-P12M2T(R)											
										SML-P12MT(R)											
	1608								SML-P13FT(R)												
								SML-P13PT(R)													
	1608	0.36	20				SML-E12P8W														
										SML-E12M8W											
		0.55												SML-D15MW							
												SML-D14MW(A)☆									
												SML-D13MW(A)☆									
											SML-D13FW										
												SML-D13M8W									
						SML-D12P8W															
											SML-D12M1W										
										SML-D12M8W											
										SML-D12FW											
	20125	0.8	20							SML-H12M8T											
						SML-H12P8T															
Reflector	20125	0.8	20									SML-M13MT									
									SML-M13PT												
PLCC2	3528	1.9	50								SML-Z14P4T☆										
															SML-Z14M4T☆						
														SML-Z14F4T☆							
			20										SML-Z14MT(A)☆								
										SML-Z14PT(A)☆											
											SML-Z14FT(A)☆										
Side View (mold)	16115	0.55	20								※SML-A12MT(J)										
										SML-A12M8T											
						SML-A12P8T															
Reverse Mount	34125	1.1	20								SML-812MT										
Lens	1608	1.06	20									☆CSL1001MT									
		1.24											☆CSL0901MT								
											☆CSL0901PT										
														☆CSL0902MT							
												☆CSL0902PT									
	3216	1.85	20													SML-S13MT					
													SML-S13PT								

绿色(E)/蓝绿色(E2、E3)光强一览表

Package Structure	Package Size (mm)	Height (mm)	Luminous Intensity (mcd) / IF(mA)	9.0 to 14	14 to 22	22 to 36	36 to 56	56 to 90	90 to 140	140 to 220	220 to 360	360 to 560	560 to 900	900 to 1400	1400 to 2200	2200 to 3600	3600 to 5600
Mini-mold	1006	0.2	5					SMLP13EC8T									
	1608	0.36	5					SMLE13EC8T									
		0.55						☆SMLD12EN1W									
								☆SMLD12E2N1W									
								☆SMLD12E3N1W									
		1.06						☆CSL1001ET									
Reflector	20125	0.8	5					SMLMN2ECT(C)									
PLCC2	3528	1.9	20										SMLZ14EGT(A)☆				
Side View(mold)	16115	0.55	5			SMLA12EC6T											
Lens	3216	1.85	20													SMLS14EET	
	1608	1.24									☆CSL0901ET						
													☆CSL0902ET				

☆：开发中

☆：另备有半规格产品。
※：规格书所示光强包含±10%误差。　注：等级标记请参考规格书。

贴片LED

蓝色(B)光强一览表

Package Structure	Package Size (mm)	Height (mm)	I_F(mA) \ Luminous Intensity (mcd)	0.9 to 1.4	1.4 to 2.2	2.2 to 3.6	3.6 to 5.6	5.6 to 9.0	9 to 14	14 to 22	22 to 36	36 to 56	56 to 90	90 to 140	140 to 220	220 to 360	360 to 560	560 to 900	900 to 1400
Mini-mold	1006	0.2	5						SMLP13BC8T										
	1608	0.36	20							SMLEN3BC8T									
		0.55	5							☆SMLD12BN1W									
		1.06							☆CSL1001BT										
Reflector	20125	0.8	5							SMLMN2BCT(C)									
PLCC2	3528	1.9	20												SMLZ14BGT(A)＊				
															SMLZN4BGT(A)＊				
Side View(mold)	16115	0.55	5								SMLA13BC8T								
Reverse Mount	34125	1.1	20								SML812BCT								
Lens	3216	1.85	20															SMLS14BET	
	1608	1.24	5									☆CSL0901BT							
			20													☆CSL0902BT			

白色(WB)光强一览表

Package Structure	Package Size (mm)	Height (mm)	I_F(mA) \ Luminous Intensity (mcd)	9 to 14	14 to 22	22 to 36	36 to 56	56 to 90	90 to 140	140 to 220	220 to 360	360 to 560	560 to 900	900 to 1100	1100 to 1400	1400 to 1800	1800 to 2200	2200 to 2800	2800 to 3600	3600 to 7000	7000 to 8500
Mini-mold	1006	0.2	5					SMLP13WBC9W													
									SCMP13WBC8W												
	1608	0.36	5					SMLEN3WBC8W													
		0.55						☆SMLD12WBN1W													
Side View (Reflector)	16115	0.55	5			SMLA12WBC7W															
	2812	0.8	20													CSL0406WBCW					
Reverse Mount	34125	1.1	5			SML813WBC8W															
Reflector	20125	0.8	5					SMLMN2WB1CW(C)													
	3528	1.9	20														SMLZN4WBGUW(A)＊				

Package Structure	Package Size (mm)	Height (mm)	I_F(mA) \ Luminous Intensity (cd)	2.2 to 2.8	2.8 to 3.3	3.3 to 4.0	4.0 to 4.8	4.8 to 5.8	5.8 to 7.0	7.0 to 8.5	8.5 to 10.2	10.2 to 12.3	12.3 to 14.8	14.8 to 19	19 to 21.8	21.8 to 24.5	24.5 to 27.2	27.2 to 29.3	29.3 to 32.6	32.6 to 35.4
Reflector	4520	0.6	90					SMLK18WBJCW												
								SMLK18WBJDW												
								SMLK28WBJCW												

双色光强一览表

Package Structure	Package Size (mm)	Height (mm)	I_F (mA)	Emitting Color \ Luminous Intensity (mcd)	4.0 to 6.3	6.3 to 10	10 to 16	16 to 25	25 to 40	40 to 63	63 to 100	100 to 160
Mini-mold	1010	0.2	20	Red					SML-P24MUW(R)			
				Yellow Green								
	1315	0.6	5	Red				SML522BU1W				
				Blue								
			20	Red					SML-522MUW			
				Yellow Green								
				Red					SML-522MU8W			
				Yellow Green								
				Orange					SML-522MD8W			
				Yellow Green								
				Yellow Green					SML-522MY8W			
				Yellow								
	1608	0.55	5	Yellow Green		☆SML-D22MUW						
				Red								
				Yellow			☆SML-D22YVW					
				Red								
Reverse Mount	34125	1.1	20	Yellow Green				SML-822MV8W				
				Red								
				Yellow Green						SML-825MVW		
				Red								

三色光强一览表

Package Structure	Package Size (mm)	Height (mm)	I_F (mA)	Emitting Color \ Luminous Intensity (mcd)	5.6 to 9.0	9.0 to 14	14 to 22	22 to 36	36 to 56	56 to 90	90 to 140	140 to 220	220 to 360	360 to 560	560 to 900	900 to 1400	1400 to 1800
Mini-mold	1010	0.2	5	Red													
				Green					SMLP34RGB2W								
				Blue													
	1510	0.2	5	Red													
				Green					SMLP36RGB2W(R)								
				Blue													
Reflector	1816	0.5	20	Red													
				Green								MSL0402RGBU					
				Blue													
	3528	0.6		Red													
				Green										SMLVN6RGB1W			
				Blue													
				Red													
				Green										SMLVN6RGB1U			
				Blue													
				Red													
				Green										SMLVN6RGB7W			
				Blue													
				Red													
				Green										MSL0501RGBW			
				Blue													
				Red													
				Green										☆MSL0502RGBW			
				Blue													
Side View (Reflector)	6922	2.15	20	Red													
				Green										MSL0104RGBW			
				Blue													
				Red													
				Green										MSL0104RGBU			
				Blue													
	2910	1.35		Red													
				Green										MSL0601RGBU			
				Blue													

＊：另备有半规格产品。
※：规格书所示光强包含±10%误差。　注：等级标记请参考规格书。

☆：开发中

贴片LED

〈PICOLED〉

Package (mm)	Part No.	Emitting Color	Absolute Maximum Ratings(Ta=25°C): Power Dissipation P_D (mW)	Forward Current I_F (mA)	Peak Forward Current I_{FP} (mA)	Reverse Voltage V_R (V)	Operating Temperature Topr (°C)	Storage Temperature Tstg (°C)	Electrical and Optical Characteristics(Ta=25°C): Forward Voltage V_F Typ. (V)	I_F (mA)	Reverse Current I_R Max. (μA)	V_R (V)	Dominant Wavelength λ_D/ Chromaticity Coordinates(x,y) Typ.* (nm)	I_F (mA)	Luminous Intensity I_V Min. (mcd)	Typ. (mcd)	I_F (mA)	Automotive Grade AEC-Q101
PICOLED-eco 1.0×0.6(t=0.2)	SML-P11VT(R)	Red	50	20	100*2	5	−40 to +85	−40 to +100	1.8	1	10	5	626	1	2	4	1	–
	SML-P11UT(R)												621		1	3		
	SML-P11DT(R)	Orange	52										605		4	7		
	SML-P11YT(R)	Yellow							1.9				586			8		
	SML-P11MT(R)	Yellow Green	54										569		1	2		
PICOLED 1.0×0.6(t=0.2)	SML-P12VT(R)	Red	50	20	100*2	5	−40 to +85	−40 to +100	2.0	20	10	5	630	20	25	60	20	–
	SML-P12UT(R)												620		40	85		
	SML-P12U2T(R)												615		25	70		
	SML-P12DT(R)	Orange											605		63	100		
	SML-P12Y3T(R)	Yellow	52						2.1				596		40	90		
	SML-P12YT(R)												590			100		
	SML-P12WT(R)												585		25	70		
	SML-P12Y2T(R)												580		16	50		
	SML-P12M2T(R)	Yellow Green	54						2.2				576		10	25		
	SML-P12MT(R)												572					
	SML-P13FT(R)	Green	52						2.1				566		6	18		
	SML-P13PT(R)												560		4	10		
	SMLP13EC8T		34	10	50*2				3.0	5	100		527	5	(56)	110	5	
	SMLP13BC8T	Blue	33						2.9				470		(9)	25		
	SCMP13WBC8W	White											(x,y)(0.30,0.30)		90	150		
	SMLP13WBC9W												(x,y)(0.29,0.28)		56			
	☆SML-P15UT(A)	Red	36	15	100*2	5	−40 to +85	−40 to +100	1.9	5	10	5	620	5	45	(80)	5	–
	☆SML-P15DT(A)	Orange							2.0						56	(105)		

〈1608 型〉

Package (mm)	Part No.	Emitting Color	Absolute Maximum Ratings(Ta=25°C): Power Dissipation P_D (mW)	Forward Current I_F (mA)	Peak Forward Current I_{FP} (mA)	Reverse Voltage V_R (V)	Operating Temperature Topr (°C)	Storage Temperature Tstg (°C)	Electrical and Optical Characteristics(Ta=25°C): Forward Voltage V_F Typ. (V)	I_F (mA)	Reverse Current I_R Max. (μA)	V_R (V)	Dominant Wavelength λ_D/ Chromaticity Coordinates(x,y) Typ.* (nm)	I_F (mA)	Luminous Intensity I_V Min. (mcd)	Typ. (mcd)	I_F (mA)	Automotive Grade AEC-Q101
1.6×0.8(t=0.36)	SML-E12UW	Red	62	25	60*1	5	−30 to +85	−40 to +85	2.0	20	10	5	624	20	36	85	20	–
	SML-E12DW	Orange											607		56	150		
	SML-E12V8W	Red	54	20	100*2		−40 to +85	−40 to +100	2.2				630		16	40		
	SML-E12U8W												620		25	63		
	SML-E12D8W	Orange											605		40	100		
	SML-E12Y8W	Yellow											590		25	63		
	SML-E12M8W	Yellow Green											572		10	25		
	SML-E12P8W	Green											560		3	6		
	SMLE13EC8T		68						3.0	5			527	5	56	120	5	
	SMLEN3BC8T	Blue	66						2.9				470		14	40		
	SMLEN3WBC8W	White	33	10	50*2								(x,y)(0.30,0.30)		56	120		
1.6×0.8(t=0.55)	SML-D11YW	Yellow	67	25	100*2	5	−40 to +85	−40 to +100	1.9	2	10	5	588	2	2	4	2	–
	SML-D12W8W(A)		52	20		12	−40 to +100		2.0			12			5	7		YES
	SML-D12V1W	Red	54	20	100*2	5	−40 to +85	−40 to +100	2.2	20	10	5	630	20	25	40	20	–
	SML-D12U1W												620		40	63		
	SML-D12D1W	Orange											605		63	100		
	SML-D12Y1W	Yellow											590					
	SML-D12M1W	Yellow Green											572		16	30		
	SML-D12V8W	Red	54	20	100*2	5	−40 to +85	−40 to +100	2.2	20	10	5	630	20	16	40	20	YES
	SML-D12U8W												620		25	63		
	SML-D12D8W	Orange											605		40	100		
	SML-D12Y8W	Yellow											590		25	63		
	SML-D12Y3W												581		16	40		–
	SML-D12M8W	Yellow Green											572		10	25		YES
	SML-D12P8W	Green											560		3	6		
	SML-D12FW		67	25									565		14	18		–
	☆SMLD12EN1W	Blue Green	70	20			−40 to +100		3.0	5	10	12	527	5	56	140	5	(YES)
	☆SMLD12E2N1W		66				−40 to +85		2.9			5	505		(56)	120		
	☆SMLD12E3N1W												496		56	85		
	☆SMLD12BN1W	Blue					−40 to +100						470		(14)	40		
	☆SMLD12WBN1W	White											(x,y)(0.295,0.280)		56	120		
	SML-D13VW(A)	Red	72	30	100*2	5	−40 to +100	−40 to +100	2.0	20	10	5	630	20	36	55	20	YES
	SML-D13UW(A)												620		56	85		
	SML-D13DW(A)	Orange											605		71	120		
	SML-D13WW(A)	Yellow	75						2.1				587			110		
	SML-D13MW(A)	Yellow Green											571		28	45		
	SML-D13U8W	Red	52	20									620		40	70		–
	SML-D13Y8W	Yellow	54						2.2				590		63	100		
	SML-D13Y2W		78	30					2.1				581		40	80		
	SML-D13M8W	Yellow Green	52	20					2.2				572		16	30		
	SML-D13FW	Green	81	30					2.1				565		18	22		YES
	SML-D14VW(A)	Red	72	30	100*2	5	−40 to +100	−40 to +100	2.0	20	10	5	630	20	71	100	20	YES
	SML-D14U2W(A)		75										615		90	160		
	SML-D14DW(A)	Orange											605		112	200		
	SML-D14YW(A)	Yellow							2.1				590					
	SML-D14WW(A)												587			180		
	SML-D14MW(A)	Yellow Green											571		36	60		
	SML-D15VW	Red	84	35	100*2	5	−40 to +100	−40 to +100	2.0	20	(10)	5	630	20	71	90	20	YES
	SML-D15UW												620		90	112		
	SML-D15U2W												615		112	140		
	SML-D15DW	Orange											605		180	224		
	SML-D15YW	Yellow	87						2.1				590					
	SML-D15MW	Yellow Green											571		56	71		
1.6×0.8(t=0.55)	☆SML-D22MUW	Yellow Green	67	25	100*2	5	−40 to +105	−40 to +110	2.0	5	10	5	570	5	6	10	5	–
		Red	65						1.9				620		10	16		
	☆SML-D22YVW	Yellow	67						2.0				588		16	25		
		Red	65						1.9				629		10	16		
1.6×0.8(t=0.55)	☆CSL1001VT	Red	72	30	100	12	−40 to +100	−40 to +100	(1.8)	20	10	12	630	20	(71)	(112)	20	(YES)
	☆CSL1001YT	Yellow							2.0				590		(112)	(180)		
	☆CSL1001MT	Yellow Green							2.1				571		(36)	(56)		
	☆CSL1001ET	Green	74	20	100*2	5	−40 to +85		2.9	5		5	(527)	5	(56)	(110)	5	
	☆CSL1001BT	Blue	17	5	10*2								470		(9)	(18)		

*1：Duty1/5, 200Hz　*2：Duty1/10, 1kHz　*3：Duty≤1/20, 1ms　*4：Duty≤1/5, 1kHz　*5：Duty1/10, pulse width 10ms Max.　　( )…参考值　☆：开发中

*：关于白色，用色度坐标(x, y)标记。

注)车载适用品为带(C)编号。　(YES)…未实施

E

LED

贴片LED

〈模具型(1608)〉

1.6×0.8(t=1.24)

Package (mm)	Part No.	Emitting Color	Absolute Maximum Ratings(Ta=25°C) Power Dissipation P_D (mW)	Forward Current I_F (mA)	Peak Forward Current I_{FP} (mA)	Reverse Voltage V_R (V)	Operating Temperature Topr (°C)	Storage Temperature Tstg (°C)	Electrical and Optical Characteristics(Ta=25°C) Forward Voltage V_F Typ. (V)	I_F (mA)	Reverse Current I_R Max. (μA)	V_R (V)	Dominant Wavelength λ_D Typ.* (nm)	I_F (mA)	Luminous Intensity I_V Min. (mcd)	Typ. (mcd)	I_F (mA)	Automotive Grade AEC-Q101
	☆CSL0901VT	Red	50	20	100*2	12	−40 to +100	−40 to +100	2.0	20	10	12	630	20	(112)	174	20	(YES)
	☆CSL0901UT												620		140	300		
	☆CSL0901DT	Orange											605		(224)	400		
	☆CSL0901YT	Yellow											590		(180)	320		
	☆CSL0901WT												587			300		
	☆CSL0901MT	Yellow Green											572		(56)	100		
	☆CSL0901PT	Green											560		(18)	30		
	☆CSL0901ET		70		100	5			3.0	5		5	(527)	5	(220)	(360)	5	
	☆CSL0901BT	Blue	34	10	50		−40 to +85		2.9				(470)		(36)	(56)		
	☆CSL0902VT	Red	84	35	100	12	−40 to +100	−40 to +100	2.0	20	10	12	(630)	20	(140)	(250)	20	(YES)
	☆CSL0902UT												(620)		(180)	(350)		
	☆CSL0902DT	Orange											(605)		(224)	(500)		
	☆CSL0902YT	Yellow							2.1				(590)			(500)		
	☆CSL0902WT												(470)			(400)		
	☆CSL0902MT	Yellow Green											(587)		(71)	(140)		
	☆CSL0902PT	Green											(572)		(28)	(45)		
	☆CSL0902ET		95	25		5	−40 to +85		3.4			5	(560)		(710)	(1,100)		
1.6×0.8(t=1.24)	☆CSL0902BT	Blue							3.3				(527)		(220)	(360)		

〈模具型(20125)〉

2.0×1.25(t=0.8)

Package (mm)	Part No.	Emitting Color	Absolute Maximum Ratings(Ta=25°C) Power Dissipation P_D (mW)	Forward Current I_F (mA)	Peak Forward Current I_{FP} (mA)	Reverse Voltage V_R (V)	Operating Temperature Topr (°C)	Storage Temperature Tstg (°C)	Electrical and Optical Characteristics(Ta=25°C) Forward Voltage V_F Typ. (V)	I_F (mA)	Reverse Current I_R Max. (μA)	V_R (V)	Dominant Wavelength λ_D/ Chromaticity Coordinates(x,y) Typ.* (nm)	I_F (mA)	Luminous Intensity I_V Min. (mcd)	Typ. (mcd)	I_F (mA)	Automotive Grade AEC-Q101
	SML-H12V8T	Red	54	20	100*2	5	−40 to +85	−40 to +100	2.2	20	10	5	630	20	16	25	20	YES
	SML-H12U8T												620		25	40		
	SML-H12D8T	Orange											605		40	63		
	SML-H12Y8T	Yellow											590					
	SML-H12M8T	Yellow Green											572		10	25		
2.0×1.25(t=0.8)	SML-H12P8T	Green											560		3	4		

〈折射型〉

2.0×1.25(t=0.8)

Package (mm)	Part No.	Emitting Color	Absolute Maximum Ratings(Ta=25°C) Power Dissipation P_D (mW)	Forward Current I_F (mA)	Peak Forward Current I_{FP} (mA)	Reverse Voltage V_R (V)	Operating Temperature Topr (°C)	Storage Temperature Tstg (°C)	Electrical and Optical Characteristics(Ta=25°C) Forward Voltage V_F Typ. (V)	I_F (mA)	Reverse Current I_R Max. (μA)	V_R (V)	Dominant Wavelength λ_D/ Chromaticity Coordinates(x,y) Typ.* (nm)	I_F (mA)	Luminous Intensity I_V Min. (mcd)	Typ. (mcd)	I_F (mA)	Automotive Grade AEC-Q101
	SML-M13VT	Red	75	30	100*2	5	−40 to +85	−40 to +100	2.0	20	10	5	630	20	40	75	20	–
	SML-M13UT												620		63	120		
	SML-M13DT	Orange											605		100	160		
	SML-M13YT	Yellow											590					
	SML-M13MT	Yellow Green	81						2.2				572		25	45		
	SML-M13PT	Green											560		6	16		
	SMLMN2ECT(C)		70	20		12	−40 to +100		3.0	5		12	527	5	56	140	5	YES
	SMLMN2BCT(C)	Blue	68						2.9				470		14	36		
2.0×1.25(t=0.8)	SMLMN2WB1CW(C)	White											(x,y)(0.30,0.28)		56	140		
	SML-Z14V4T	Red	189	70	200*2	12	−40 to +100	−40 to +100	2.0	50	10	12	630	50	140	280	50	–
	SML-Z14U4T												620		280	560		
	SML-Z14D4T	Orange											605		355	710		
	SML-Z14Y4T	Yellow											590					
	SML-Z14M4T	Yellow Green							2.1				572		112	224		
	SML-Z14F4T	Green											565		56	120		
	SML-Z14P4T												561		22	56		
	SML-Z14VT(A)	Red	168						1.9				630		56	112		YES
	SML-Z14UT(A)												620		112	224		
	SML-Z14DT(A)	Orange											605		140	280		
	SML-Z14YT(A)	Yellow	175						2.0	20			589	20			20	
	SML-Z14MT(A)	Yellow Green											571		45	90		
	SML-Z14FT(A)	Green											564		22	45		
	SML-Z14PT(A)												560		11	22		
	SMLZ14EGT(A)		120			5			3.4			5	528		710	1,100		
	SMLZ14BGT(A)	Blue	114	30					3.3				470		140	280		
PLCC2 3.5×2.8(t=1.9)	SMLZN4BGT(A)					–	−40 to +85				–	–				300		
	SMLZN4WBGUW(A)	White											(x,y)(0.30,0.28)		1,800	2,400		–

〈折射(大功率)型〉



4.5×2.0(t=0.6)

Package (mm)	Part No.	Emitting Color	Absolute Maximum Ratings(Ta=25°C) Power Dissipation P_D (mW)	Forward Current I_F (mA)	Peak Forward Current I_{FP} (mA)	Reverse Voltage V_R (V)	Operating Temperature Topr (°C)	Storage Temperature Tstg (°C)	Electrical and Optical Characteristics(Ta=25°C) Forward Voltage V_F Typ. (V)	I_F (mA)	Reverse Current I_R Max. (μA)	V_R (V)	Chromaticity Coordinates (x, y)	I_F (mA)	Luminous Intensity I_V Min. (mcd)	Typ. (mcd)	I_F (mA)	Luminous Flux ϕ_V Typ. (lm)	I_F (mA)	Automotive Grade AEC-Q101
	SMLK18WBJCW	White	675	150	230*5	5	−40 to +100	−40 to +100	3.9	90	10	5	(0.30, 0.28)	90	4,800	5,900	90	21	90	–
	SMLK18WBJDW												(0.34, 0.34)			6,000		22		
	SMLK28WBJCW					–					–	–	(0.30, 0.28)			5,900		21		
4.5×2.0(t=0.6)																				

*1：Duty1/5, 200Hz　*2：Duty1/10, 1kHz　*3：Duty≤1/20, 1ms　*4：Duty≤1/5, 1kHz　*5：Duty1/10, pulse width 10ms Max.　　( )…参考值　☆：开发中

*：关于白色，用色度坐标(x, y)标记。

注)车载适用品为带(C)编号。　(YES)…未实施

〈侧视型〉

Package (mm)	Part No.	Emitting Color	Absolute Maximum Ratings(Ta=25°C) Power Dissipation P_D (mW)	Forward Current I_F (mA)	Peak Forward Current I_{FP} (mA)	Reverse Voltage V_R (V)	Operating Temperature Topr (°C)	Storage Temperature Tstg (°C)	Electrical and Optical Characteristics(Ta=25°C) Forward Voltage V_F Typ. (V)	I_F (mA)	Reverse Current I_R Max. (μA)	V_R (V)	Dominant Wavelength λD/ Chromaticity Coordinates(x,y) Typ.* (nm)	I_F (mA)	Luminous Intensity I_V Min. (mcd)	Typ. (mcd)	I_F (mA)	Automotive Grade AEC-Q101
1.6×1.15(t=0.55)	SML-A12V8T	Red	54	20	100*2	5	−40 to +85	−40 to +100	2.2	20	10	5	630	20	16	40	20	–
	SML-A12U8T												620		25	63		
	SML-A12D8T	Orange											605		40	100		
	SML-A12Y8T	Yellow											590		25	63		
	SML-A12M8T	Yellow Green											572		10	25		
	SML-A12P8T	Green											560		3	6		
	SML-A12UT(J)	Red	75	30					2.0				624		36	100		–
	SML-A12DT(J)	Orange											606					
	SML-A12WT(J)	Yellow	65										590			63		
	SML-A12MT(J)	Yellow Green	75	25			−30 to +85		2.1				570		14	40		
	SML-A15YT	Yellow	87	35			−40 to +100						590		180	–		
	SMLA12EC6T	Green	68	20			−40 to +85		3.0	5	100		527	5	22	56	5	
	SMLA13BC8T	Blue	66						2.9		10		470			36		
	SMLA12WBC7W	White	33	10	50*2								(x,y)(0.30,0.30)			56		
2.8×1.2(t=0.8)	CSL0406WBCW	White	117	30	100*2	5	−40 to +85	−40 to +100	(3.2)	20	50	5	(x,y)(0.30,0.28)	20	1,400	2,200	20	–

〈可背面贴装型〉

Package (mm)	Part No.	Emitting Color	Power Dissipation P_D (mW)	Forward Current I_F (mA)	Peak Forward Current I_{FP} (mA)	Reverse Voltage V_R (V)	Operating Temperature Topr (°C)	Storage Temperature Tstg (°C)	Forward Voltage V_F Typ. (V)	I_F (mA)	Reverse Current I_R Max. (μA)	V_R (V)	Dominant Wavelength λD/ Chromaticity Coordinates(x,y) Typ.* (nm)	I_F (mA)	Luminous Intensity I_V Min. (mcd)	Typ. (mcd)	I_F (mA)	Automotive Grade AEC-Q101
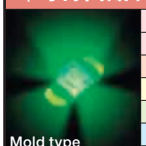 Mold type 3.4×1.25(t=1.1)	SML-811VT(A)	Red	62	25	100*2	5	−40 to +85	−40 to +100	2.0	10	100	5	630	10	11	22	10	YES
	SML-811UT(A)												620					
	SML-811DT(A)	Orange											605					
	SML-811WT(A)	Yellow											590		14	28		
	SML-812MT	Yellow Green	65		60*1	4	−30 to +85	−40 to +85	2.1	20		4	571	20		40	20	
	SML812BCT	Blue	80	20	100*2	5			3.3			5	470		22	56		–
	SML813WBC8W	White	33	10	50*2		−40 to +85	−40 to +100	(2.9)	5	10		(x,y)(0.30,0.30)	5		45	5	
 Surface mount Circular type 3.2×1.6(t=1.85)	SML-S13VT	Red	75	30	100*2	5	−40 to +85	−40 to +100	1.9	20	10	5	630	20	160	450	20	–
	SML-S13UT												620		400	700		
	SML-S13DT	Orange											605		630	1,400		
	SML-S13YT	Yellow	78						2.0				590					
	SML-S13MT	Yellow Green											572		160	400		
	SML-S13PT	Green											560		63	160		
	SMLS14EET		117						3.3				527		1,800	3,000		
	SMLS14BET	Blue							3.2				470		560	800		
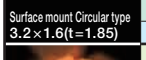 2 colors type 3.4×1.25(t=1.1)	SML-822MV8W	Yellow Green	54	20	100*2	5	−40 to +85	−40 to +100	2.2	20	100	5	572	20	16	25	20	–
		Red											630			30		
	SML-825MVW	Yellow Green	80	30					2.1				572		40	63		
		Red							2.0				630					

〈带镜头的表面贴装型〉

Package (mm)	Part No.	Emitting Color	Power Dissipation P_D (mW)	Forward Current I_F (mA)	Peak Forward Current I_{FP} (mA)	Reverse Voltage V_R (V)	Operating Temperature Topr (°C)	Storage Temperature Tstg (°C)	Forward Voltage V_F Typ. (V)	I_F (mA)	Reverse Current I_R Max. (μA)	V_R (V)	Dominant Wavelength λD Typ.* (nm)	I_F (mA)	Luminous Intensity I_V Min. (mcd)	Typ. (mcd)	I_F (mA)	Automotive Grade AEC-Q101
1.6×0.8(t=1.24)	☆CSL0901VT	Red	50	20	100*2	12	−40 to +100	−40 to +100	2.0	20	10	12	630	20	(112)	174	20	(YES)
	☆CSL0901UT												620		140	300		
	☆CSL0901DT	Orange											605		(224)	400		
	☆CSL0901YT	Yellow											590		(180)	320		
	☆CSL0901WT												587			300		
	☆CSL0901MT	Yellow Green											572		56	100		
	☆CSL0901PT	Green											560		(18)	30		
	☆CSL0901ET		70			5			3.0	5		5	(527)	5	(220)	(360)	5	
	☆CSL0901BT	Blue	34	10	50		−40 to +85		2.9				(470)		(36)	(56)		
	☆CSL0902VT	Red	84	35	100*2	12	−40 to +100		2.0	20		12	(630)	20	(140)	(250)	20	
	☆CSL0902UT												(620)		(180)	(350)		
	☆CSL0902DT	Orange											(605)		(224)	(500)		
	☆CSL0902YT	Yellow							2.1				(590)					
	☆CSL0902WT												(587)			(400)		
	☆CSL0902MT	Yellow Green											(572)		(71)	(140)		
	☆CSL0902PT	Green											(560)		(28)	(45)		
	☆CSL0902ET		95	25		5	−40 to +85		3.4			5	(527)		(710)	(1,100)		
	☆CSL0902BT	Blue							3.3				(470)		(220)	(360)		
Reverse mount available 3.2×1.6(t=1.85)	SML-S13VT	Red	75	30	100*2	5	−40 to +85	−40 to +100	1.9	20	10	5	630	20	160	450	20	–
	SML-S13UT												620		400	700		
	SML-S13DT	Orange											605		630	1,400		
	SML-S13YT	Yellow	78						2.0				590					
	SML-S13MT	Yellow Green											572		160	400		
	SML-S13PT	Green											560		63	160		
	SMLS14EET		117						3.3				527		1,800	3,000		
	SMLS14BET	Blue							3.2				470		560	800		
 2.9×2.4(t=3.1)	CSL0701UT	Red	120	50	150*2	5	−40 to +85	−40 to +100	2.1	20	10	5	624	20	9,000	18,000	20	–
	CSL0701DT	Orange											605		20,000	35,000		

*1：Duty1/5, 200Hz　*2：Duty1/10, 1kHz　*3：Duty≤1/20, 1ms　*4：Duty≤1/5, 1kHz　*5：Duty1/10, pulse width 10ms Max.　　( )…参考值　☆：开发中
*关于白色，用色度坐标(x, y)标记。
注)车载适用品为带(C)编号。　(YES)…未实施

贴片LED

〈双色型〉

Package (mm)	Part No.	Emitting Color	Absolute Maximum Ratings(Ta=25°C) Power Dissipation P_D (mW)	Forward Current I_F (mA)	Peak Forward Current I_{FP} (mA)	Reverse Voltage V_R (V)	Operating Temperature Topr (°C)	Storage Temperature Tstg (°C)	Electrical and Optical Characteristics(Ta=25°C) Forward Voltage V_F Typ. (V)	I_F (mA)	Reverse Current I_R Max. (μA)	V_R (V)	Dominant Wavelength λ_D Typ. (nm)	I_F (mA)	Luminous Intensity I_V Min. (mcd)	Typ. (mcd)	I_F (mA)	Automotive Grade AEC-Q101
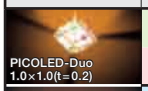 PICOLED-Duo 1.0×1.0(t=0.2)	SML-P24MUW(R)	Yellow Green	54	20	100*2	5	−40 to +85	−40 to +100	2.2	20	10	5	572	20	10	21	20	–
		Red	52						2.1				620		25	52		
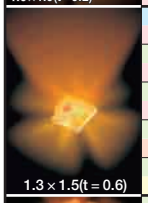 1.3×1.5(t=0.6)	SML522BU1W	Blue	66	20	60*2	5	−40 to +85	−40 to +100	2.9	5	10	5	470	5	9	22	5	–
		Red	50						1.9				624		10	21		
	SML-522MUW	Yellow Green	52			4	−30 to +85	−40 to +85	2.1	20	100	4	570	20	14	40	20	
		Red	50						1.9				360		22	63		
	SML-522MU8W	Yellow Green	54		100*2		−40 to +85	−40 to +100	2.2				572		16	40		
		Red											620		25	63		
	SML-522MD8W	Yellow Green											572		10	25		
		Orange											605		40	100		
	SML-522MY8W	Yellow Green											572		16	40		
		Yellow											590		40	63		
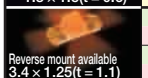 Reverse mount available 3.4×1.25(t=1.1)	SML-822MV8W	Yellow Green	54	20	100*2	5	−40 to +85	−40 to +100	2.2	20	100	5	572	20	16	25	20	–
		Red											630			30		
	SML-825MVW	Yellow Green	80	30					2.1				572		40	63		
		Red							2.0				630					
 1.6×0.8(t=0.55)	☆SML-D22MUW	Yellow Green	67	25	100*2	5	−40 to +105	−40 to +110	2.0	5	10	5	570	5	6	10	5	–
		Red	65						1.9				620		10	16		
	☆SML-D22YVW	Yellow	67						2.0				588		16	25		
		Red	65						1.9				629		10	16		

〈3色型〉

Package (mm)	Part No.	Emitting Color	Power Dissipation P_D (mW)	Forward Current I_F (mA)	Peak Forward Current I_{FP} (mA)	Reverse Voltage V_R (V)	Operating Temperature Topr (°C)	Storage Temperature Tstg (°C)	Forward Voltage V_F Typ. (V)	I_F (mA)	Reverse Current I_R Max. (μA)	V_R (V)	Dominant Wavelength λ_D Typ. (nm)	I_F (mA)	Luminous Intensity I_V Min. (mcd)	Typ. (mcd)	I_F (mA)	Automotive Grade AEC-Q101
 4-terminal PICOLED-RGB 1.0×1.0(t=0.2)	SMLP34RGB2W	Red	35	10	50*3	5	−40 to +85	−40 to +100	2.1	5	10	5	624	5	14	35	5	–
		Green							3.1				527		56	110		
		Blue							3.0				470		28	45		
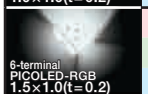 6-terminal PICOLED-RGB 1.5×1.0(t=0.2)	SMLP36RGB2W(R)	Red	26	10	50*3	5	−40 to +85	−40 to +100	2.1	5	10	5	624	5	14	35	5	–
		Green							3.1				527		56	110		
		Blue							3.0				470		14	35		
1.8×1.6(t=0.5)	MSL0402RGBU*9	Red	78*6*7	30	100	5	−40 to +85	−40 to +100	2.1	20	100	5	624	20	220	400	20	–
		Green	120*6*7						3.5				527		360	550		
		Blue	114*6*7						3.3				470		90	180		
3.5×2.8(t=0.6)	New MSL0501RGBW	Red	400*6*7	50	100	–	−40 to +85	−40 to +100	2.1	20	–	–	624	20	450	700	20	–
		Green		40					3.3				527		710	1,200		
		Blue											470		220	400		
	☆MSL0502RGBW	Red	180*6*7	30					2.1				624		280	500		
		Green							3.5				527		560	1,000		
		Blue							3.3				470		140	300		
	SMLVN6RGB1W*8	Red	400*6*7	50		5			2.1		10	5	624		450	700		
		Green		40		–			3.3		–	–	527		710	1,200		
		Blue											470		220	400		
	SMLVN6RGB1U*9	Red		50		5			2.1		10	5	624		450	700		
		Green		40		–			3.3		–	–	527		710	1,200		
		Blue											470		220	400		
	New SMLVN6RGB7W	Red	180*6*7	30		5			2.1		10	5	624		280	500		
		Green				–			3.5		–	–	527		560	1,000		
		Blue							3.3				470		140	300		
3 colors side view type 6.9×2.2(t=2.15)	MSL0104RGBW*8	Red	400*6*7	50	100	5	−40 to +85	−40 to +100	2.1	20	10	5	624	20	450	700	20	–
		Green		40		–			3.3		–	–	527		710	1,200		
		Blue							3.2				470		220	400		
	MSL0104RGBU*9	Red		50		5			2.1		10	5	624		450	700		
		Green		40		–			3.3		–	–	527		710	1,200		
		Blue							3.2				470		220	400		
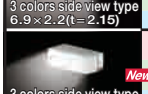 3 colors side view type 2.9×1.35(t=1.0)	New MSL0601RGBU	Red	300*6*7	40	100	5	−40 to +85	−40 to +100	2.1	20	10	5	624	20	600	700	20	–
		Green		30					3.3		–	–	527		1,100	1,250		
		Blue							3.2				470		290	360		

〈表面贴装红外LED〉

Package (mm)	Part No.	LED Chip	Emitting Color	Absolute Maximum Rating(Ta=25°C) Power Dissipation P_D (mW)	Forward Current I_F (mA)	Peak Forward Current I_{FP} (mA)	Reverse Voltage V_R (V)	Operating Temperature Topr (°C)	Storage Temperature Tstg (°C)	Electrical and Optical Characteristics(Ta=25°C) Forward Voltage V_F Max. (V)	I_F (mA)	Reverse Current I_R Typ. (μA)	V_R (V)	Light Wavelength λ_P Typ. (nm)	I_F (mA)	Radiant Intensity Min. (mW/sr)	Typ. (mW/sr)	I_F (mA)
1.0×0.6(t=0.2)	☆SML-P15R2T	AlGaAs	Infrared	(40)	(20)	(100)*2	(5)	(−40 to +85)	(−40 to +100)	(1.6)	20	(100)	5	(870)	20	–	(1.1)	20
 Reverse mount available 3.2×1.6(t=1.85)	☆SML-S15R2T			(100)	(50)	(300)*2		−40 to +85	−40 to +100	(1.4)		(10)		(840)		(5.6)	(12)	
 2.0×1.25(t=0.8)	SML-M13RT			60	30	100*2	5			1.4		10		870		0.5	1.7	
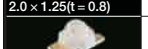 Reverse mount available 3.2×1.6(t=1.85)	SML-S13RT					300*2								850		1.5	2.5	
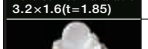 3.0×1.5(t=2.2)	SCM-013RT			57		500*2										0.5	2.0	

*1：Duty1/5, 200Hz　*2：Duty1/10, 1kHz　*3：Duty≤1/20, 1ms　*4：Duty≤1/5, 1kHz　*5：Duty1/10, pulse width 10ms Max.　( )…参考值　☆：开发中
*6：三色亮灯时总允许损耗(DC驱动，三色同时亮灯时绝对最大额定值为分别亮灯时的30%以下)　*7：50mm×50mm、基材：FR4：t=1.6mm　铜箔：t=0.07mm
*8：环氧树脂　*9：硅树脂　注)车载适用品为带(C)编号。

〈表面贴装光电晶体管〉

Package (mm)	Part No.	LED Chip	Absolute Maximum Ratings(Ta=25˚C) Collector-Emitter Voltage (V)	Emittter-Collector Voltage (V)	Collector Current (mA)	Collector Power Dissipation (mW)	Operating Temperature Topr (˚C)	Storage Temperature Tstg (˚C)	Electrical and Optical Characteristics(Ta=25˚C) Light Current Min. (mA)	Light Current Max. (mA)	V_{CE}(V) /E(Lx)	Dark Current Max. (μA)	Dark Current V_{CE} (V)	Sensitivity Wavelength λP Typ. (nm)	Collector-emitter Saturation Voltage Min. (V)	Typ. (V)	Max. (V)	I_C(mA) /E(Lx)
2.0×1.25(t=0.8)	SML-H10TB	Si	32	5	30	80	−30 to +85	−30 to +100	2.0	4.0	5/500	0.5	10	800	–	–	0.4	0.1/500
Reverse mount available 3.4×1.25(t=1.1)	SML-810TB								2.3	3.8								
3.0×1.5(t=2.2)	SCM-014TB					100			0.3									

●品名构成说明

〈贴片LED〉

■元件发光颜色为蓝(B)、绿(E)、白(WB)、RGB以外颜色时

[系列名称：SML或SCM]

S M L — D 1 2 V □ 8 □ W T 8 6 □ □ □

系列名称 | 封装类型 | 颜色 | 元件分类代码 | 特别记载 | 树脂颜色 | 引脚形状及卷带规格 | 特别分类代码 | 封装规格

SML	chip LED series
SCM	chip LED series

P1	1.0×0.6 t=0.2mm
E1	1.6×0.8 t=0.36mm
D1	1.6×0.8 t=0.55mm
H1	2.0×1.25 t=0.8mm
M1	2.0×1.25 t=0.8mm
01	3.0×2.0 t=1.3mm
Z1	3.5×2.8 t=1.9mm
A1	1.6×1.15 t=0.55mm
81/82	3.4×1.25 t=1.1mm
S1	3.2×1.6 t=1.85mm
P2	1.0×1.0 t=0.2mm
52	1.3×1.5 t=0.6mm

1	Low current type
2	High brightness type
3	Ultra high brightness type
4	
5	

V	Red
U	Red
U2	Red
D	Orange
Y3	Yellow
Y	Yellow
W	Yellow
Y2	Yellow
M2	Yellowish green
M	Yellowish green
F	Green
P	Green
MV	Yellowish green/Red
MU	Yellowish green/Red
MD	Yellowish green/Orange
MY	Yellowish green/Yellow
R	Infrared
T	Phototransistor

T	Transparent colorless
W	Milky white
B	Black

T86	Cathode at sproket hole side(the top)

〈仅S1系列时〉

T86	Cathode at sproket hole side(the back)
T68	Cathode at sproket hole side(the top)

请参考规格书

[系列名称：CSL]

C S L 0 7 0 1 D □ □ □ T 5 □ □ □

系列名称 | 封装类型 | 颜色 | 元件分类代码 | 特别记载 | 树脂颜色 | 引脚形状及卷带规格 | 特别分类代码 | 封装规格

CSL	chip LED series

04	2.8×1.2 t=0.8mm
07	2.9×2.4 t=3.1mm
09	1.6×0.8 t=1.24mm
10	1.6×0.8 t=1.06mm

V	Red	W	Yellow
U	Red	M	Yellowish green
D	Orange	P	Green
Y	Yellow	WBx	White

T	Transparent Colorless
W	Milky white

1	Cathode at sproket hole side(the top)
5	Cathode at sproket hole side(big reel)

请参考规格书

■元件发光颜色为蓝(B)、绿(E)、白(WB)、RGB时

[系列名称：SML或SCM]

S M L E N 3 W B C 8 □ W 1 □ □ □ □ □ □

系列名称 | 封装类型 | 颜色 | 元件分类代码 | 特别记载 | 树脂颜色 | 引脚形状及卷带规格 | 色度(仅白色、RGB时) ＊SMLP34RGB2W, SMLP36RGB2W(R)不适用 | 特别分类代码 | 封装规格

SML	chip LED series
SCM	chip LED series

P1	1.0×0.6 t=0.2mm
E1	1.6×0.8 t=0.36mm
D1	1.6×0.8 t=0.55mm
MN	2.0×1.25 t=0.8mm
Z1/ZN	3.5×2.8 t=1.9mm
K1/K2	4.5×2.0 t=0.6mm
A1	1.6×1.15 t=0.55mm
81	3.4×1.25 t=1.1mm
S1	3.2×1.6 t=1.85mm
52	1.3×1.5 t=0.6mm
P34	1.0×1.0 t=0.2mm
P36	1.5×1.0 t=0.2mm
VN	3.5×2.8 t=0.6mm

2	High brightness type
3	Ultra high brightness type
4	
5	
8	

E	Green
E2	Blue Green
B	Blue
WBx	White
BU	Blue/Red
RGB	Red/Green/Blue

树脂颜色

T	Transparent Colorless
W	Milky white

树脂(仅VN6系列时)

U	Silicone
W	Epoxy

T86	Cathode at sproket hole side(the top)

〈白色、RGB时〉

1	Cathode at sproket hole side(the top)
3	Cathode at sproket hole side (the top 2mm pitch)

〈仅S1系列、81系列时〉

T86	Cathode at sproket hole side(the back)
T68	Cathode at sproket hole side(the top)

＊但是，81系列没有"T68"。

请参考规格书

[系列名称：MSL]

M S L 0 1 0 4 R G B □ U 1 □ □ □ □ □ □

系列名称 | 封装类型 | 颜色 | 元件分类代码 | 特别记载 | 树脂颜色 | 引脚形状及卷带规格 | 色度(仅RGB时) ＊"MSL0601RGBU"不适用 | 特别分类代码 | 封装规格

MSL	Multi color series

01	6.9×2.2 t=2.15mm
04	1.8×1.6 t=0.5mm
05	3.5×2.8 t=0.6mm
06	2.9×1.35 t=1.0mm

RGB	Red/Green/Blue

U	Silicone
WBx	Epoxy

1	Cathode at sproket hole side(the top)

请参考规格书

贴片LED

●外形尺寸图(单位：mm)

〈模具类型〉

• SML-P1 series (PICOLED)

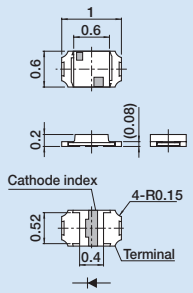

• SML-E1/EN series

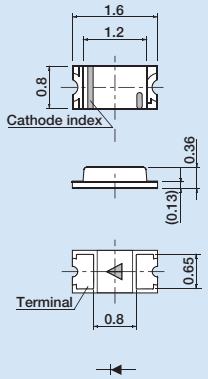

• SML-D1 series

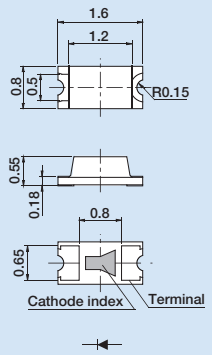

• SML-H1 series

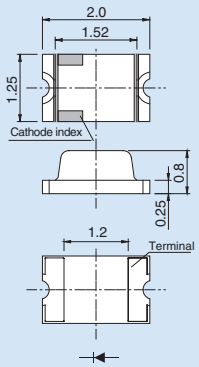

• SML-H10TB

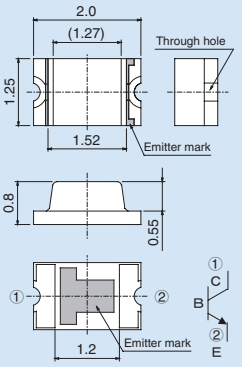

• CSL10 series

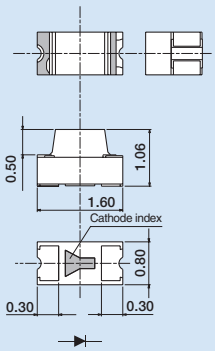

〈折射型〉

• SML-M1/MN series

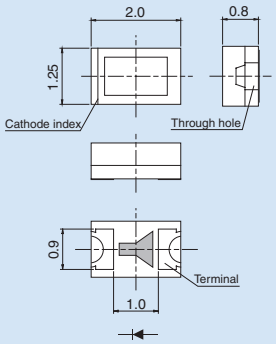

• SML-Z1/ZN series

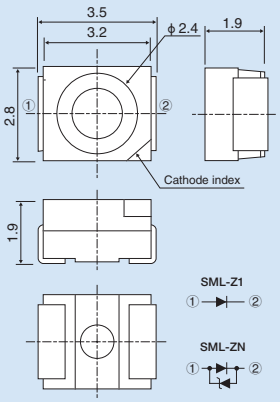

• SMLK1/K2 series

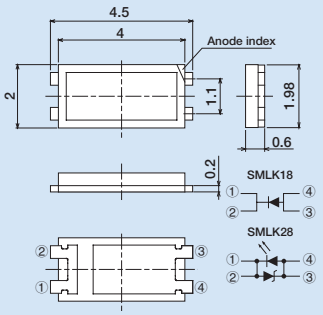

〈侧视型〉

• SML-A1 series

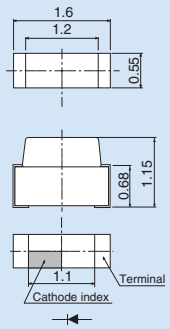

• CSL04 series

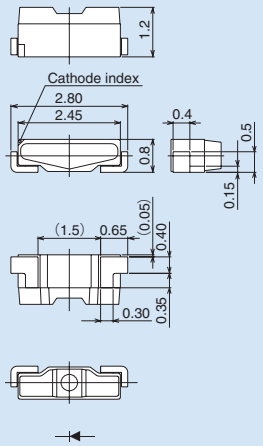

〈可背面安装型〉

• SML-81 series

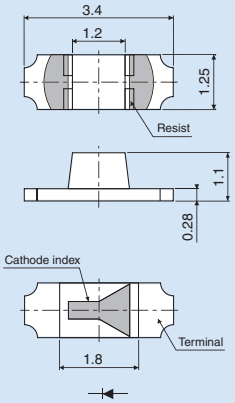

• SML-82 series

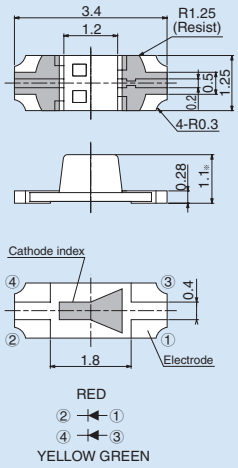

• SML-810TB

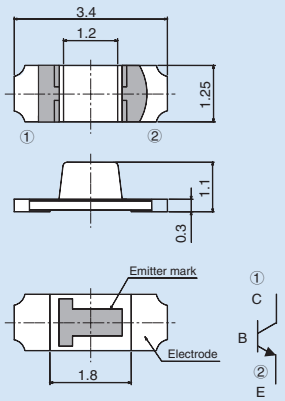

＊详情请参考规格书。

〈表面贴装透镜型〉

• CSL09 series☆

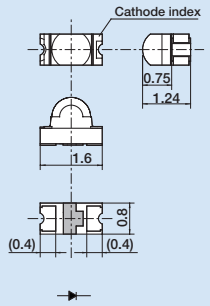

• CSL07 series

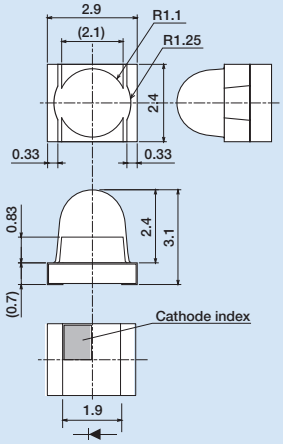

• SML-S13 series

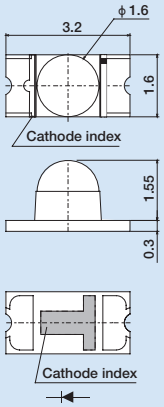

〈双色型〉

• SMLP2 series

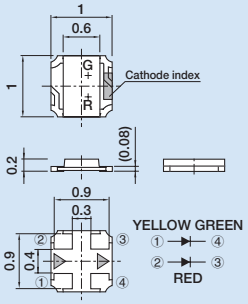

〈双色型〉

• SML-52 series

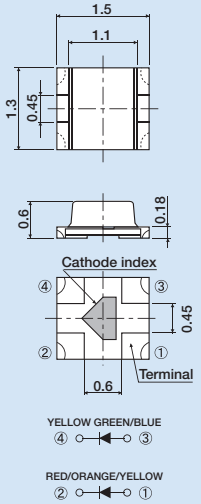

• SML-D22 series

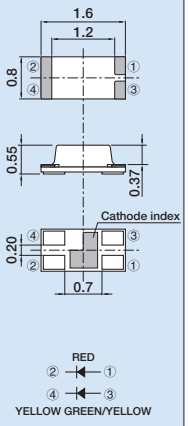

〈3色型〉

• SMLP34 series

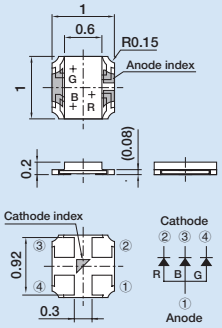

• SMLP36 series

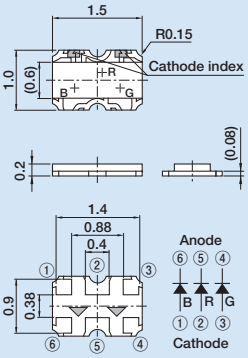

• MSL04 series

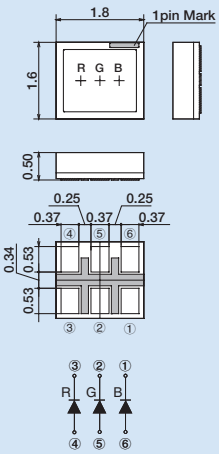

〈3色型〉

• MSL05 series

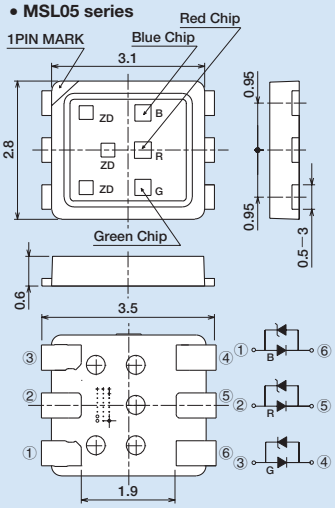

• SMLVN6 series

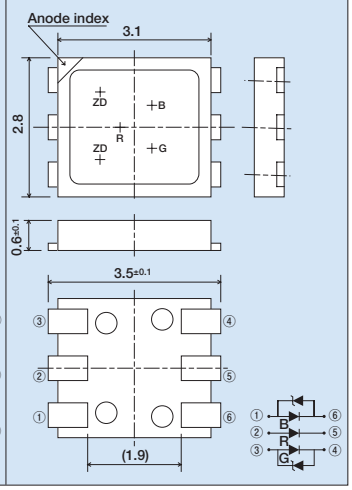

〈3色侧视型〉

• MSL01 series

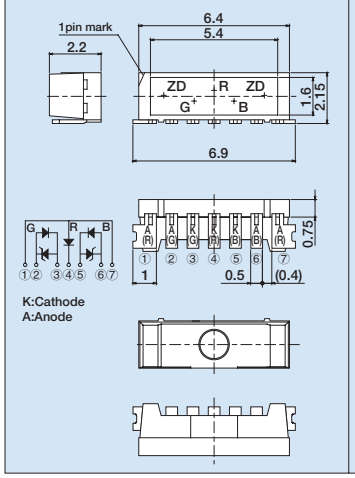

• MSL06 series

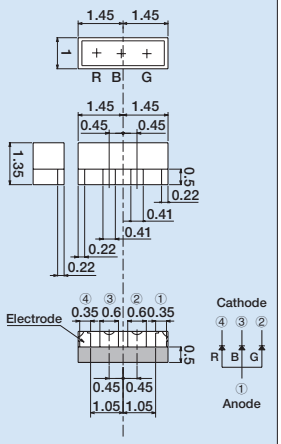

＊详情请参考规格书。
☆：开发中

插件LED

罗姆提供种类繁多的插件LED，伴随自动化安装的发展，以直接安装于基板的LED为首，
提供用于户外显示器等设备的高亮度插件LED系列，其用途非常广泛。

<高亮度等级一览表>

XE	XF	XG	XH	XJ	XK	XL	XM	XN	XP	XQ	XR	XS	XT	XU
47 to 68	68 to 100	100 to 150	150 to 220	220 to 330	330 to 470	470 to 680	680 to 1000	1000 to 1500	1500 to 2200	2200 to 3300	3300 to 4700	4700 to 6800	6800 to 10000	10000 to 15000

红色(V, U)光强一览表

	Viewing angle (2θ1/2)	Resin Color	Brightness Rank / Brightness (mcd) / IF(mA)	K 4.0 to 6.3	L 6.3 to 10	M 10 to 16	N 16 to 25	P 25 to 40	Q 40 to 63	R 63 to 100	S 100 to 160	T 160 to 250	U 250 to 400	V 400 to 630
φ3 Circular type	40°	Transparent Colored	20								※SLI-343URC			
												SLI-343V8RC*		
												SLI-343U8RC*		
									※SLI-343URC(W)					
			10			※SLR-343VC								
		Diffused Colored	20								※SLI-343UR			
											SLI-343V8R*			
											SLI-343U8R*			
									※SLI-343UR(W)					
			10		※SLR-343VR									
	85°	Transparent Colored	10	※SLR-332VC										
		Diffused Colored		※SLR-332VR										
φ3 Circular type (Direct mount 5mm pitch type)	40°	Transparent Colored	20						※SLI-325URC(W)					
			10		※SLR-325VC									
		Diffused Colored	20						※SLI-325UR(W)					
			10	※SLR-325VR										
φ3 Flat disc type	35°	Transparent Colored	10		※SLR-322VC									
	50°	Diffused Colored		※SLR-322VR										
φ4 Oval type	140°	Diffused Colored	20									SLI-430U2R*		
φ5 Circular type	10°	Transparent Colorless	20											
	20°													
	40°													
		Transparent Colored	10			※SLR-56VC								
		Diffused Colored		※SLR-56VR										

	Viewing angle (2θ1/2)	Resin Color	Brightness Rank / Brightness (mcd) / IF(mA)	XE 47 to 68	XF 68 to 100	XG 100 to 150	XH 150 to 220	XJ 220 to 330	XK 330 to 470	XL 470 to 680	XM 680 to 1000	XN 1000 to 1500	XP 1500 to 2200	XQ 2200 to 3300	XR 3300 to 4700	XS 4700 to 6800	XT 6800 to 10000	XU 10000 to 15000
φ3 Circular type	40°	Transparent Colored	20															
			10															
		Diffused Colored	20															
			10															
	85°	Transparent Colored	10															
		Diffused Colored																
φ3 Circular type (Direct mount 5mm pitch type)	40°	Transparent Colored	20															
			10															
		Diffused Colored	20															
			10															
φ3 Flat disc type	35°	Transparent Colored	10															
	50°	Diffused Colored																
φ4 Oval type	140°	Diffused Colored	20															
φ5 Circular type	10°	Transparent Colorless	20										※SLI-580UT*					
	20°														SLI-570U2T*			
	40°											※SLI-570UT*						
									※SLI-560UT*									
		Transparent Colored	10															
		Diffused Colored																

<高亮度等级一览表>

XE	XF	XG	XH	XJ	XK	XL	XM	XN	XP	XQ	XR	XS	XT	XU
47 to 68	68 to 100	100 to 150	150 to 220	220 to 330	330 to 470	470 to 680	680 to 1000	1000 to 1500	1500 to 2200	2200 to 3300	3300 to 4700	4700 to 6800	6800 to 10000	10000 to 15000

橙色(D)光强一览表

	Viewing angle (2θ1/2)	Resin Color	Brightness Rank / Brightness (mcd) / IF(mA)	J 2.5 to 4.0	K 4.0 to 6.3	L 6.3 to 10	M 10 to 16	N 16 to 25	P 25 to 40	Q 40 to 63	R 63 to 100	S 100 to 160	T 160 to 250	U 250 to 400	V 400 to 630
φ3 Circular type	40°	Transparent Colored	20									※SLI-343DC			
														SLI-343D8C*	
											※SLI-343DC(W)				
			10				※SLR-343DC								
		Diffused Colored	20									※SLI-343DU			
														SLI-343D8U*	
											※SLI-343DU(W)				
			10			※SLR-343DU									
	85°	Transparent Colored	10			※SLR-332DC									
		Diffused Colored			※SLR-332DU										
φ3 Circular type (Direct mount 5mm pitch type)	40°	Transparent Colored	20							※SLI-325DC(W)					
			10			※SLR-325DC									
		Diffused Colored	20							※SLI-325DU(W)					
			10		※SLR-325DU										
φ3 Flat disc type	35°	Transparent Colored	10			※SLR-322DC									
	50°	Diffused Colored		※SLR-322DU											
φ4 Oval type	140°	Diffused Colored	20											SLI-430DU*	
φ5 Circular type	10°	Transparent Colorless	20												
	20°														
	40°														
		Transparent Colored	10				※SLR-56DC								
		Diffused Colored			※SLR-56DU										

	Viewing angle (2θ1/2)	Resin Color	Brightness Rank / Brightness (mcd) / IF(mA)	XE 47 to 68	XF 68 to 100	XG 100 to 150	XH 150 to 220	XJ 220 to 330	XK 330 to 470	XL 470 to 680	XM 680 to 1000	XN 1000 to 1500	XP 1500 to 2200	XQ 2200 to 3300	XR 3300 to 4700	XS 4700 to 6800	XT 6800 to 10000	XU 10000 to 15000
φ3 Circular type	40°	Transparent Colored	20															
			10															
		Diffused Colored	20															
			10															
	85°	Transparent Colored	10															
		Diffused Colored																
φ3 Circular type (Direct mount 5mm pitch type)	40°	Transparent Colored	20															
			10															
		Diffused Colored	20															
			10															
φ3 Flat disc type	35°	Transparent Colored	10															
	50°	Diffused Colored																
φ4 Oval type	140°	Diffused Colored	20															
φ5 Circular type	10°	Transparent Colorless	20															
	20°																	
	40°																	
		Transparent Colored	10															
		Diffused Colored																

<高亮度等级一览表>

XE	XF	XG	XH	XJ	XK	XL	XM	XN	XP	XQ	XR	XS	XT	XU
47 to 68	68 to 100	100 to 150	150 to 220	220 to 330	330 to 470	470 to 680	680 to 1000	1000 to 1500	1500 to 2200	2200 to 3300	3300 to 4700	4700 to 6800	6800 to 10000	10000 to 15000

黄色(Y)光强一览表

	Viewing angle (2θ1/2)	Resin Color	Brightness Rank / Brightness (mcd) / IF(mA)	J 2.5 to 4.0	K 4.0 to 6.3	L 6.3 to 10	M 10 to 16	N 16 to 25	P 25 to 40	Q 40 to 63	R 63 to 100	S 100 to 160	T 160 to 250	U 250 to 400	V 400 to 630
φ3 Circular type	40°	Transparent Colored	20									※SLI-343YC			
														SLI-343Y8C*	
										※SLI-343YC(W)					
			10			※SLR-343YC									
		Diffused Colored	20									※SLI-343YY			
														SLI-343Y8Y*	
										※SLI-343YY(W)					
			10		※SLR-343YY										
	85°	Transparent Colored	10		※SLR-332YC										
		Diffused Colored		※SLR-332YY											
φ3 Circular type (Direct mount 5mm pitch type)	40°	Transparent Colored	20							※SLI-325YC(W)					
			10			※SLR-325YC									
		Diffused Colored	20							※SLI-325YY(W)					
			10	※SLR-325YY											
φ3 Flat disc type	35°	Transparent Colored	10		※SLR-322YC										
	50°	Diffused Colored			※SLR-322YY										
φ4 Oval type	140°	Diffused Colored	20											SLI-430Y2U*	
φ5 Circular type	10°	Transparent Colorless	20												
	20°														
	40°														
		Transparent Colored	10				※SLR-56YC								
		Diffused Colored				※SLR-56YY									

	Viewing angle (2θ1/2)	Resin Color	Brightness Rank / Brightness (mcd) / IF(mA)	XE 47 to 68	XF 68 to 100	XG 100 to 150	XH 150 to 220	XJ 220 to 330	XK 330 to 470	XL 470 to 680	XM 680 to 1000	XN 1000 to 1500	XP 1500 to 2200	XQ 2200 to 3300	XR 3300 to 4700	XS 4700 to 6800	XT 6800 to 10000	XU 10000 to 15000
φ3 Circular type	40°	Transparent Colored	20															
			10															
		Diffused Colored	20															
			10															
	85°	Transparent Colored	10															
		Diffused Colored																
φ3 Circular type (Direct mount 5mm pitch type)	40°	Transparent Colored	20															
			10															
		Diffused Colored	20															
			10															
φ3 Flat disc type	35°	Transparent Colored	10															
	50°	Diffused Colored																
φ4 Oval type	140°	Diffused Colored	20															
φ5 Circular type	10°	Transparent Colorless	20															
	20°																	
	40°																	
		Transparent Colored	10															
		Diffused Colored																

※：规格书所示光强包含±10%误差。 ＊：请参照高亮度等级一览表。

<高亮度等级一览表>

XA	XB	XC	XD	XE	XF	XG	XH	XJ	XK	XL	XM	XN	XP	XQ	XR	XS	XT	XU
10 to 15	15 to 22	22 to 33	33 to 47	47 to 68	68 to 100	100 to 150	150 to 220	220 to 330	330 to 470	470 to 680	680 to 1000	1000 to 1500	1500 to 2200	2200 to 3300	3300 to 4700	4700 to 6800	6800 to 10000	10000 to 15000

绿色(M, P, E)光强一览表

	Viewing angle (2θ1/2)	Resin Color	Brightness Rank / Brightness (mcd) / IF(mA)	J	K	L	M	N	P	Q	R	S	T	U	V
				2.5 to 4.0	4.0 to 6.3	6.3 to 10	10 to 16	16 to 25	25 to 40	40 to 63	63 to 100	100 to 160	160 to 250	250 to 400	400 to 630
φ3 Circular type	25°	Transparent Colorless	20							※SLA-370MT*					
	40°	Transparent Colored	20								※SLI-343MC				
											SLI-343M8C*				
						SLI-343P8C*									
			10				※SLR-343MC								
					※SLR-343PC										
		Diffused Colored	20								※SLI-343MG				
											SLI-343M8G*				
						SLI-343P8G*									
			10			※SLR-343MG									
					※SLR-343PG										
		Transparent Colorless	20												
										※SLA-360MT*					
	85°	Diffused Colored	10			※SLR-332MC									
		Transparent Colored				※SLR-332MG									
φ3 Circular type (Direct mount 5mm pitch type)	40°	Transparent Colored	10				※SLR-325MC								
		Diffused Colored				※SLR-325MG									
φ3 Flat disc type	35°	Transparent Colored	10				※SLR-322MC								
	50°	Diffused Colored				※SLR-322MG									
φ4 Oval type	140°	Diffused Colored	20								SLI-430MG*				
φ5 Circular type	10°	Transparent Colorless	20											※SLA-580MT*	
	20°													※SLA-570MT*	
	40°									※SLA-560MT*					
		Transparent Colored	10					※SLR-56MC							
		Diffused Colored				※SLR-56MG									
	10°	Transparent Colorless	20												
	40°														

	Viewing angle (2θ1/2)	Resin Color	Brightness Rank / Brightness (mcd) / IF(mA)	XA	XB	XC	XD	XE	XF	XG	XH	XJ	XK	XL	XM	XN	XP	XQ	XR	XS	XT	XU
				10 to 15	15 to 22	22 to 33	33 to 47	47 to 68	68 to 100	100 to 150	150 to 220	220 to 330	330 to 470	470 to 680	680 to 1000	1000 to 1500	1500 to 2200	2200 to 3300	3300 to 4700	4700 to 6800	6800 to 10000	10000 to 15000
φ3 Circular type	25°	Transparent Colorless	20																			
	40°	Transparent Colored	20																			
			10																			
		Diffused Colored	20																			
			10																			
		Transparent Colorless	20																			
	85°	Diffused Colored	10																			
		Transparent Colored																				
φ3 Circular type (Direct mount 5mm pitch type)	40°	Transparent Colored	10																			
		Diffused Colored																				
φ3 Flat disc type	35°	Transparent Colored	10																			
	50°	Diffused Colored																				
φ4 Oval type	140°	Diffused Colored	20																			
φ5 Circular type	10°	Transparent Colorless	20																			
	20°																					
	40°																					
		Transparent Colored	10																			
		Diffused Colored																				
	10°	Transparent Colorless	20															※SLA580EC4T*				
																			※SLA580ECT*			
	40°														※SLA560EC4T*							
															※SLA560ECT*							

蓝色(B)光强一览表

	Viewing angle (2θ1/2)	Resin Color	Brightness Rank / Brightness (mcd) / IF(mA)	XH	XJ	XK	XL	XM	XN	XP	XQ	XR	XS	XT	XU
				150 to 220	220 to 330	330 to 470	470 to 680	680 to 1000	1000 to 1500	1500 to 2200	2200 to 3300	3300 to 4700	4700 to 6800	6800 to 10000	10000 to 15000
φ3 Circular type	40°	Transparent Colorless	20		SLR343BC7T										
							SLR343BD2T								
					※SLR343BC4T										
					※SLR343BCT										
φ4 Oval type	140°	Milky White	20			SLD430BD2W									
φ5 Circular type	10°	Transparent Colorless	20					※SLA580BC4T							
									※SLA580BCT						
	40°								SLA560BD2T						
					※SLA560BC4T										
					※SLA560BCT										

白色(WB)光强一览表

	Viewing angle (2θ1/2)	Resin Color	Brightness Rank / Brightness (mcd) / IF(mA)	XJ	XK	XL	XM	XN	XP	XQ	XR	XS	XT	XU
				220 to 330	330 to 470	470 to 680	680 to 1000	1000 to 1500	1500 to 2200	2200 to 3300	3300 to 4700	4700 to 6800	6800 to 10000	10000 to 15000
φ3 Circular type	40°	Transparent Colorless	20		SLR343WBC7T									
									SLR343WBD2PT					
φ4 Oval type	140°	Milky White	20				SLD430WBD2PT							
φ5 Circular type	40°	Transparent Colorless	20						SLA560WBD2PT					

※：规格书所示光强包含±10%误差。
＊：请参照高亮度等级一览表。

插件LED

〈 ϕ3 型〉

Shape	Package Image	Viewing Angle 2θ1/2 (Element type)	Part No.	Emitting Color	Absolute Maximum Ratings(Ta=25°C): Power Dissipation P_D (mW)	Forward Current I_F (mA)	Peak Forward Current I_{FP} (mA)	Reverse Voltage V_R (V)	Operating Temperature Topr (°C)	Storage Temperature Tstg (°C)	Electrical and Optical Characteristics(Ta=25°C): Forward Voltage V_F Typ. (V)	I_F (mA)	Reverse Current I_R Max. (μA)	V_R (V)	Peak Wavelength λ_P/ Chromaticity Coordinates(x,y) Typ. (nm)	I_F (mA)	Luminous Intensity I_V Min. (mcd)	Typ. (mcd)	I_F (mA)	Automotive Grade AEC-Q101
ϕ3 Circular type		40° Standard	SLI-343V8RC	Red	54	20	100*2	9	-30 to +85	-40 to +100	2.2	20	10	9	639	20	150	330	20	–
			SLI-343V8R														100	220		
			SLI-343U8RC												630		150	330		
			SLI-343U8R														100	220		
			SLI-343D8C	Orange											611		330	680		
			SLI-343D8U														220	470		
			SLI-343Y8C	Yellow											593		330	680		
			SLI-343Y8Y														220	470		
			SLI-343M8C	Yellow Green											572		68	150		
			SLI-343M8G																	
			SLI-343P8C	Green											560		10	22		
			SLI-343P8G																	
		40° High brightness	SLI-343URC	Red	125	50	200*2		-25 to +85		1.9		100		630		90	450		–
			SLI-343UR															350		
			SLI-343DC	Orange											611			500		
			SLI-343DU															350		
			SLI-343YC	Yellow											591					
			SLI-343YY															300		
			SLI-343MC	Yellow Green	62	25			-25 to +80		2.1				572		56	200		
			SLI-343MG															180		
			SLR343BC7T	Blue	105		100*2	5	-20 to +80		3.2			5	470		220	(1,000)		
			SLR343BD2T		126	30									470*3		470	1,000		
			SLR343WBC7T	White	105	25									(x,y)(0.31,0.31)		330	(1,000)		
			SLR343WBD2PT		126	30											1,500	3,300		
		40° Standard	SLR-343VC	Red	60	20	60*1	3	-25 to +85	-30 to +100	2.0	10	10	3	650	10	9	25	10	–
			SLR-343VR														6	16		
			SLR-343DC	Orange											610		9	25		
			SLR-343DU														6	16		
			SLR-343YC	Yellow											585					
			SLR-343YY														4	10		
			SLR-343MC	Yellow Green	75	25					2.1				563		9	25		
			SLR-343MG														6	16		
			SLR-343PC	Green											555		2	6		
			SLR-343PG																	
			SLR343ECT	Blue	120	30	100*2	5	-20 to +80		3.3			5	518		900	2,200		
			SLR343EC4T								3.2				523		420	1,500		
			SLR343BCT								3.3				468		200	600		
			SLR343BC4T								3.2							470		
		40° Low current	SLI-343URC(W)	Red	125	50	200*2	9	-25 to +85		1.9	20	100	9	630	20	36	200	20	–
			SLI-343UR(W)															160		
			SLI-343DC(W)	Orange											611		56	300		
			SLI-343DU(W)															250		
			SLI-343YC(W)	Yellow											591		36	200		
			SLI-343YY(W)															160		
		25° High brightness	SLA-370MT	Yellow Green	75	25	60*1	4	-25 to +85	-30 to +100	2.3	20	10	4	563	20	42	100	20	–
		40° High brightness	SLA-360MT																	
		85° Standard	SLR-332VC	Red	60	20	60*1	3	-25 to +85	-30 to +100	2.0	10	10	3	650	10	4	10	10	–
			SLR-332VR																	
			SLR-332DC	Orange											610		6	16		
			SLR-332DU														4	10		
			SLR-332YC	Yellow							2.1				585					
			SLR-332YY														2	6		
			SLR-332MC	Yellow Green	75	25									563		6	16		
			SLR-332MG																	

〈 ϕ5 型〉

Shape	Package Image	Viewing Angle 2θ1/2 (Element type)	Part No.	Emitting Color	Absolute Maximum Ratings(Ta=25°C): Power Dissipation P_D (mW)	Forward Current I_F (mA)	Peak Forward Current I_{FP} (mA)	Reverse Voltage V_R (V)	Operating Temperature Topr (°C)	Storage Temperature Tstg (°C)	Electrical and Optical Characteristics(Ta=25°C): Forward Voltage V_F Typ. (V)	I_F (mA)	Reverse Current I_R Max. (μA)	V_R (V)	Peak Wavelength λ_P/ Chromaticity Coordinates(x,y) Typ. (nm)	I_F (mA)	Luminous Intensity I_V Min. (mcd)	Typ. (mcd)	I_F (mA)	Automotive Grade AEC-Q101
ϕ5 Circular type		10° High brightness	SLI-580UT	Red	125	50	200*2	9	-30 to +85	-40 to +100	1.9	20	100	9	630	20	2,000	5,000	20	–
			SLI-580DT	Orange											611		1,350			
			SLI-580YT	Yellow											591					
			SLA-580MT	Yellow Green	75	25	60*1	4	-25 to +85		2.3		10	4	563		200	470		
			SLA580ECT	Green	120	30	100*2	5	-20 to +80	-30 to +100	3.3		100	5	518		3,000	8,000		
			SLA580EC4T								3.2				523		2,000	4,500		
			SLA580BCT	Blue							3.3				468		900	2,500		
			SLA580BC4T								3.2						610	1,500		
		20° High brightness	SLI-570UT	Red	125	50	200*2	9	-30 to +85	-40 to +100	1.9	20	100	9	630	20	900	3,000	20	–
			SLI-570U2T														2,200	4,000		
			SLI-570DT	Orange											611		900	3,000		
			SLI-570YT	Yellow											591		610	2,500		
			SLI-570Y2T								2.1						2,200	5,200		
			SLA-570MT	Yellow Green	75	25	60*1	4	-25 to +85	-30 to +100	2.3		10	4	563		200	470		
		40° High brightness	SLI-560UT	Red	125	50	200*2	9	-30 to +85	-40 to +100	1.9	20	100	9	630	20	300	1,000	20	–
			SLI-560DT	Orange											611					
			SLI-560YT	Yellow											591					
			SLA-560MT	Yellow Green	75	25	60*1	4	-25 to +85		2.3		10	4	563		42	100		
			SLA560BD2T	Blue	126						3.2				470*3		1,000	2,200		
			SLA560WBD2PT	White											(x,y)(0.31,0.31)		1,500	3,300		
		40° Standard	SLA560ECT	Green	120	30	100*2	5	-20 to +80		3.3		100	5	518		610	2,000		
			SLA560EC4T								3.2				523			1,500		
			SLA560BCT	Blue							3.3				468		200	600		
			SLA560BC4T								3.2							470		
			SLR-56VC	Red	60	20	60*1	3	-25 to 85	-30 to +100	2.0	10	10	3	650	10	9	25	10	
			SLR-56VR														4	10		
			SLR-56DC	Orange											610		9	25		
			SLR-56DU														4	10		
			SLR-56YC	Yellow							2.1				585		9	25		
			SLR-56YY														6	16		
			SLR-56MC	Yellow Green	75	25									563		14	40		
			SLR-56MG														6	16		

*1：Duty1/5, 200Hz　*2：Duty1/10, 1kHz　*3：主波长

Shape	Package Image	Viewing Angle 2θ1/2 (Element type)	Part No.	Emitting Color	Absolute Maximum Ratings(Ta=25°C) Power Dissipation P_D (mW)	Forward Current I_F (mA)	Peak Forward Current I_{FP} (mA)	Reverse Voltage V_R (V)	Operating Temperature Topr (°C)	Storage Temperature Tstg (°C)	Electrical and Optical Characteristics(Ta=25°C) Forward Voltage V_F Typ. (V)	I_F (mA)	Reverse Current I_R Max. (μA)	V_R (V)	Peak Wavelength λ_P/ Chromaticity Coordinates(x,y) Typ. (nm)	I_F (mA)	Luminous Intensity I_V Min. (mcd)	Typ. (mcd)	I_F (mA)	Automotive Grade AEC-Q101
〈椭圆型〉																				
Oval type φ4		140° Standard	SLI-430U2R	Red	75	30	100*2	9	-40 to +85	-40 to +100	2.0	20	10	9	620*3	20	220	400	20	–
			SLI-430DU	Orange											605*3			470		
			SLI-430Y2U	Yellow							2.1				590*3		330	500		
			SLI-430MG	Yellow Green											570*3		68	120		
			SLD430BD2W	Blue	120			5			3.2			5	470*3		330	560		
			SLD430WBD2PT	White											(x,y)(0.31,0.31)		680	1,850		
〈特殊型〉																				
φ3.2 Circular type Direct mount 5mm pitch type		40° Low current	SLI-325URC(W)*	Red	48	20	60*1	4	-25 to +85	-30 to +100	1.9	20	100	4	630	20	36	160	20	–
			SLI-325UR(W)*															100		
			SLI-325DC(W)*	Orange							1.9				611			160		
			SLI-325DU(W)*															100		
			SLI-325YC(W)*	Yellow											591			160		
			SLI-325YY(W)*															100		
		40° Standard	SLR-325VC*	Red	60			3			2.0	10	10	3	650	10	6	16	10	
			SLR-325VR*														4	10		
			SLR-325DC*	Orange											610		6	16		
			SLR-325DU*														4	10		
			SLR-325YC*	Yellow							2.1				585		6	16		
			SLR-325YY*														2	6		
			SLR-325MC*	Yellow Green	75	25									563		9	25		
			SLR-325MG*														6	16		
φ3 Flat disc type	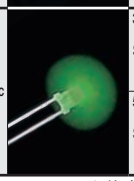	35° Standard	SLR-322VC	Red	60	20	60*1	3	-25 to +85	-30 to +100	2.0	10	10	3	650	10	6	16	10	–
			SLR-322DC	Orange											610					
			SLR-322YC	Yellow							2.1				585		4	10		
			SLR-322MC	Yellow Green	75	25									563		9	25		
		50° Standard	SLR-322VR	Red	60	20					2.0				650		4	10		
			SLR-322DU	Orange											610		2	6		
			SLR-322YY	Yellow							2.1				585		4	10		
			SLR-322MG	Yellow Green	75	25									563		6	16		

*：SLI-325/SLR-325系列仅支持直型包装。
*1：Duty1/5, 200Hz　*2：Duty1/10, 1kHz　*3：主波长

●品名构成说明〈插件LED〉

■元件发光颜色为蓝(B)、绿(E)、白(WB)以外颜色时

S L I – 3 4 3 V □ 8 R C 3 F □ □ □ □

系列名称

SLA	1-Die Circular type High Brightness LED Lamps
SLI	1-Die Circular type Low Current High Brightness LED Lamps
SLR	1-Die Circular type LED Lamp

封装类型

343	φ3 Circular type
332	φ3 Circular type
360	φ3 Circular type
370	φ3 Circular type
56	φ5 Circular type
560	φ5 Circular type
570	φ5 Circular type
580	φ5 Circular type
430	Oval type φ4
325	φ3.2 Circular type
322	φ3 Flat disc type

颜色

V	Red
U	Red
U2	Red
D	Orange
Y	Yellow
Y2	Yellow
M	Yellowish green
P	Green

元件分类代码

特别记载

树脂颜色

R	<Red>Diffused colored
U	<Orange>Diffused colored
Y	<Yellow>Diffused colored
G	<Yellowish green> Diffused colored
C	Transparent colored
T	Transparent colorless

引脚形状及卷带规格

3F	1-Die straight bulk
T31	Refer to taping specification
T32	

特别分类代码

封装规格

请参考规格书

■元件发光颜色为蓝(B)、绿(E)、白(WB)时

S L R 3 4 3 W B D 2 P T 2 □ □ □ □ □ □

系列名称

SLA	1-Die Circular type High Brightness LED Lamps
SLR	1-Die Circular type LED Lamps
SLD	1-Die Oval type High Brightenss LED Lamps

封装类型

343	φ3 Circular type
560	φ5 Circular type
580	φ5 Circular type
430	Oval type φ4

颜色

BC	Blue
BD	Blue
EC	Green
ED	Green
WBx	White

元件分类代码

特别记载

T	Transparent colorless
W	Milky white

树脂颜色

色度(仅白色时)
* "SLA560WBD2PT" 不适用

引脚形状及卷带规格

3F	1-Die straight bulk
T31	Refer to specification
T32	

〈白色时〉

3	1-Die straight bulk
1	Refer to specification(same as T31)
2	Refer to specification(same as T32)

特别分类代码

封装规格

请参考规格书

插件LED

●指向性(单位：deg)

〈φ3 型〉

• SLR343BD2T/WBD2PT

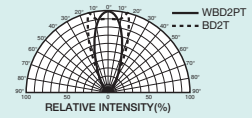

• SLI-343 series

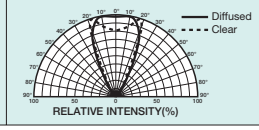

• SLI-343x8 series

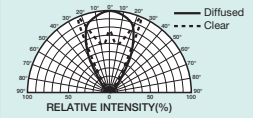

• SLR343BCT/ECT/BC4T/EC4T

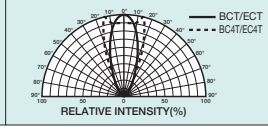

• SLR-343 series

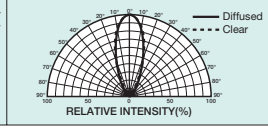

〈φ3 型〉

• SLA-370/360 series

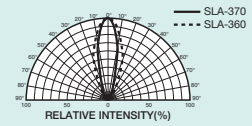

• SLR-332 series

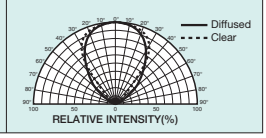

〈φ5 型〉

• SLI-580 series

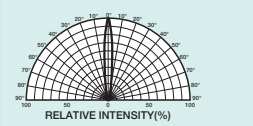

• SLA580 ECT/BCT /EC4T/BC4T

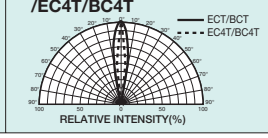

• SLI-570 series

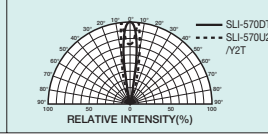

〈φ5 型〉

• SLI-560 series

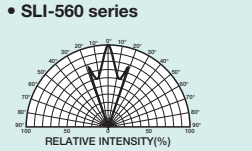

• SLA560BD2T/WBD2PT

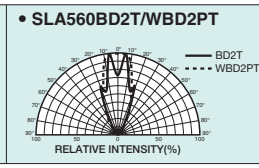

• SLA560 BCT/ECT /BC4T/EC4T

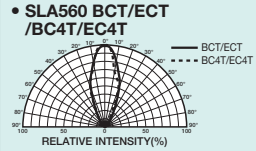

• SLR-56 series

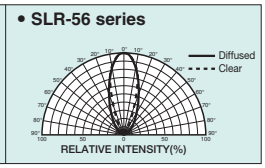

〈椭圆型〉

• SLI-430 series

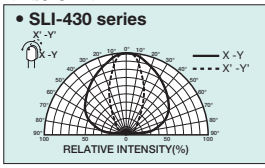

〈椭圆型〉

• SLD430BD2W/WBD2PT

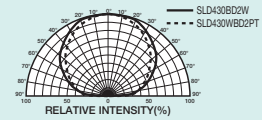

〈特殊型〉

• SLI-325 series

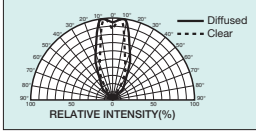

• SLR-325 series

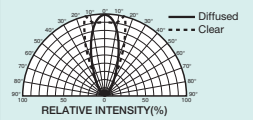

• SLR-322 series(Diffused)

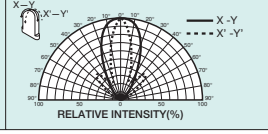

• SLR-322 series(Clear)

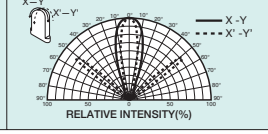

注：指向性只记载标准特性。上述以外类型请另行垂询。

●外形尺寸图(单位：mm)

〈φ3 型〉

• SLI-343 series
• SLR-343 series
• SLR343 series

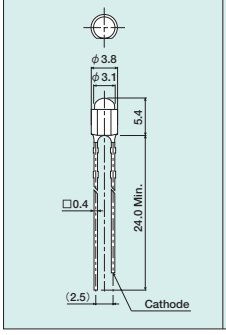

• SLA-370 series

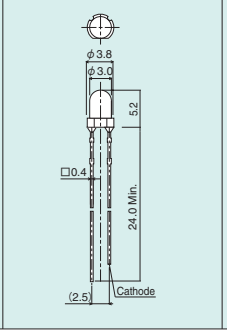

• SLA-360 series

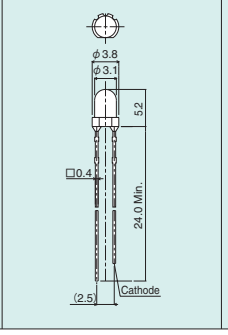

• SLR-332 series

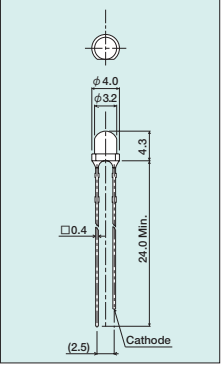

〈φ5 型〉

• SLI-580 series
• SLA-580 series
• SLA580 series

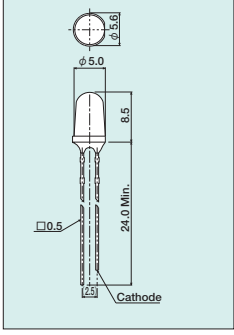

• SLI-570 series
• SLA-570 series

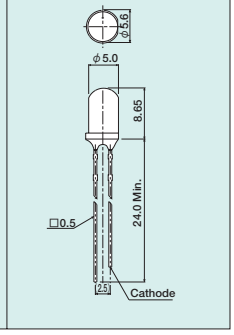

〈φ5 型〉

• SLI-560 series
• SLA-560 series
• SLA560 series

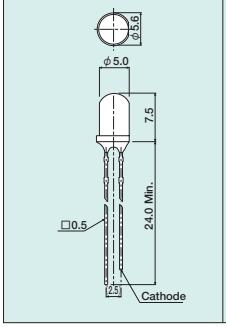

• SLR-56 series

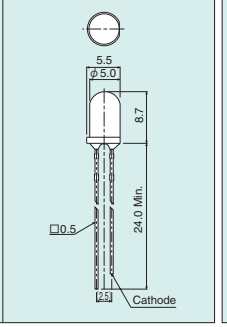

〈椭圆型〉

• SLI-430 series
• SLD430 series

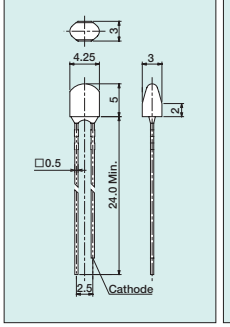

〈特殊型〉

• SLI-325 series
• SLR-325 series

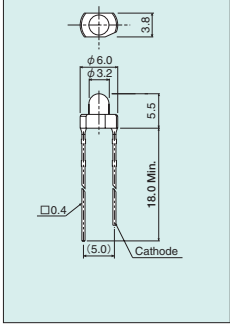

• SLR-322 series

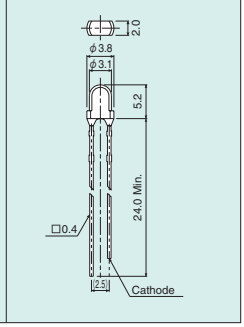

＊详情请参考规格书。